
313391 Human Structure and Function 100**Semester One, 2012**

Unit study package number:	313391
Mode of study:	Internal
Tuition pattern summary:	1 x 2 hr workshop (weekly) 1 x 2 hr structured learning using online resources (weekly)
Credit value:	25
Pre-requisite units:	none
Co-requisite units:	none
Anti-requisite units:	none
Additional Requirements:	none
Result type:	Grade and mark
Approved incidental fees:	All fee information can be obtained through the Fees Centre. Visit fees.curtin.edu.au for details.

Scheduled times and Venues: This class meets once per week for a 2 hr workshop designed to complement and extend the on-line structured learning that you do in your own time. A weekly compendium, available on FLECS-Blackboard informs you of everything you need for that week's learning.

Unit Coordinator:

Name:	Ms Amanda Jefferson
Phone:	08 9266 2672
Email:	HSF100@curtin.edu.au
Building: Room:	404: 205
Consultation times:	see Blackboard for details

Administrative contact:

Name:	Rayne Stradwick
Phone:	08 9266 3172
Email:	HSF100@curtin.edu.au
Building: Room:	400:205

Learning Management System: FLECS - Blackboard (oasis.curtin.edu.au) and Connect which is an interactive learning management system. Please refer to the document titled Connect on Blackboard for instruction on how to access this system.

Assessment Centre Completion Dates: (FINAL: No extensions)

eTest 1: 26-30 th March	eTest 2: 14-18 th May
--	--

Syllabus
















Anatomical organization of the body and the relationships between body systems and cells; Human requirements for metabolism and life; The structure and function of the body from cells to the whole organism; Basic control and interactions of the circulatory, respiratory, digestive and excretory systems for homeostasis; Primary defence against microorganisms; Mechanisms for growth, repair and reproduction.

Introduction










Welcome to Human Structure and Function 100. In this unit you will answer questions about how the human body is maintained, and explore the link between macroscopic and microscopic structures that achieve homeostasis. You will be well supported by unit materials that will prepare you for the activities you will do in the face-to-face sessions each week. Assessment tasks with feedback will help you to achieve the unit outcomes. We hope this unit will inspire students to think about how the body works in an integrated and functional way, and provide a solid framework on which to build in other units in your particular course.

Unit Learning Outcomes

On successful completion of this unit students can:

Unit Learning Outcomes	Graduate Attributes addressed:
1. Describe the relationship between structure and function of living cells and their inputs and outputs.	  
2. Explain how the circulatory, respiratory, digestive and excretory systems contribute to the needs of cells in the human body.	  
3. Describe how body systems are controlled to maintain life.	  
4. Explain how cells multiply, differentiate and die, and how these processes apply to contemporary issues of life and death.	  
5. Solve problems by working in interprofessional student teams to gather, record and interpret data about the human body.	  

Curtin's Graduate Attributes

	Apply discipline knowledge		Thinking skills (use analytical skills to solve problems)		Information skills (confidence to investigate new ideas)
	Communication skills		Technology skills		Learning how to learn (apply principles learnt to new situations) (confidence to tackle unfamiliar problems)
	International perspective (value the perspectives of others)		Cultural understanding (value the perspectives of others)		Professional skills (work independently and as a team) (plan own work)

Find out more about Curtin's Graduate attributes at the Office of T & L website: otl.curtin.edu.au

Learning Activities

Human Structure and Function 100 introduces you to the way in which the human body is put together, and the inter-relationship between structure and function. For some of you this will be your first exposure to human biology as a discipline. Others will have studied human biology or biology in some other context. As with anything new, terminology and frames of reference are a useful place to start, and a lot of the unit will involve learning a new language.

Each week you will find a document titled “Compendium” on Blackboard which includes a list of the weekly “Outcomes”, “Key terms” from the workshop, review “Questions”, “Preparation” information describing activities, iLectures, readings, websites to visit, quizzes, animations to watch and so on, “Workshop notes” and “Follow-up activities. Most of these tasks will be done in a **semi-structured environment online**. The weekly **workshops** are scheduled either in a laboratory space and/or a large tutorial room depending on the activities for a particular week. A calendar of weekly topics is available at the end of this unit outline and detailed information about each week in the form of a compendium will be posted on Blackboard, so you will always know what you should be doing and when it needs to be completed. You will gain most from this unit if you are organised and well prepared for each week’s activities.

Learning Resources

Essential Text

C. vanPutte, C., Regan, J., & Russo, A. (2011) *Seeley’s Anatomy & Physiology (9th ED) + Connect Plus, with LearnSmart* New York, USA: McGraw Hill.

This book will be sold by the Curtin University Bookshop, bundled with additional on-line resources Connect with LearnSmart. To get the additional resource bundle at no extra cost, ask for the specific ISBN 9780070998858.

Online Resources

Please see the weekly compendia available on FLECS Blackboard. In addition to Blackboard you will be required to access the McGraw Hill website titled **Connect** which relates to the VanPutte textbook. For instructions on gaining access to this resource please read the “How to register with Connect” on Blackboard.

Assessment

Assessment Schedule

Task	Value (%)	Date due	Unit Learning Outcome(s) assessed
1. Computer-mediated multiple choice eTest 1 (including content from week 1-3)	15	Week 5 (week beginning 26 th March) Final date for completion: 30/3/12	1, 2, 3, 4
2. Computer-mediated multiple choice eTest 2 (including content from week 1-6 & week 8: week 7 is the tuition free week)	20	Week 12 (week beginning 14 th May) Final date for completion: 18/5/12	1, 2, 3, 4
3. Group problem-solving assessment task	20	Week 10 (week beginning 30 th April during your workshop session)	1, 2, 3, 4, 5
4. Final written examination	45	Exam week	1, 2, 3, 4

Detailed information on assessment tasks **IMPORTANT:**

1. The **Computer-mediated eTest 1** will be taken in the Assessment Centre in the TL Robertson Library. It tests your understanding and recall of material from the first 3 weeks of semester and gives you and your tutor feedback about your progress and study techniques. You will be given 40 minutes to complete 20 multiple-choice questions.
2. The **Computer-mediated eTest 2** will be taken in the Assessment Centre in the TL Robertson Library. It tests your understanding and recall of material from weeks 1-6 and week 8 of semester and gives you and your tutor feedback about your progress and study techniques. You will be given 40 minutes to complete 25 multiple-choice questions.
3. The **Group problem-solving assessment task** will be done in small groups of 3 or 4 during your workshop in week 10. You will be given a problem to solve and your critical thinking and collaborative skills will be tested as you reach a consensus and hand in your group's answer sheet. This assessment includes material from weeks 1-6 and week 8 of semester.
4. The **Final Written Examination** will be a paper-based examination run by the University in the official examination period. Your examination paper will contain a mixture of multiple choice and short answer questions, and you will be graded on your ability to problem-solve, predict form and function, and integrate information. Examples of questions will be provided for you on Blackboard later in the semester so that you are familiar with the style of the paper before you do the final examination.

Assessment Centre booking Information

Please be advised the Assessment Centre booking system gives students the flexibility to book a test at a time that is suitable. This does not guarantee that your preferred time will be available. It is your responsibility to make a booking and ensure that you have completed the test within the specified availability period. You must secure a booking PRIOR to the first date that the test is available. You are strongly advised to **make their bookings early** in the semester and to make a booking for each of the tests listed for this unit (eTest 1 and 2). Please do not leave it until the week of the assessment to make your booking as you may find there is no convenient time-slot left causing you to miss the assessment and forfeit the marks the assessment is worth.

To make your bookings click on the link in the **My Studies tab in OASIS**.

Once you have made your booking be sure to record the date and time in your diary. We encourage students to be early, however if you arrive more than 10 minutes before your scheduled time you may be asked to wait. Bookings can be changed or deleted up to 10 minutes before the start time.

If you do not plan to use your bookings please **delete the booking** so that it can be made available to another student. If you arrive more than 10 minutes after your scheduled booking you will forfeit your booking. **If you do not attend at the scheduled time your booking will be blocked**. In either case you will not be able to make another booking until the block has been removed by the Assessment Centre Team.

The Assessment Centre is open from 8:00 am to 6:00 pm (last test time 5:00pm) Monday to Friday.

Fair assessment through moderation

Moderation describes a quality assurance process to ensure that assessments are appropriate to the learning outcomes, and that student work is consistently evaluated by assessors. Minimum standards for the moderation of assessment are described in the Assessment Manual, available from policies.curtin.edu.au/policies/teachingandlearning.cfm

Assignment extensions

Due dates will be strictly adhered to. Extensions will be granted only in cases of urgent need, and only where **formally documented requests** are made to the Unit Co-ordinator Amanda Jefferson in advance of the assessment being due.

The student will normally be expected to lodge an assignment request form and supporting documentation to hsf100@curtin.edu.au 2 days before the date or due date of the assessment task. In exceptional circumstances, a request may be accepted up to 5 working days after the date or due date of the assessment task. Such requests will only be accepted where the student is able to provide the Unit Coordinator, Amanda Jefferson, with a satisfactory explanation of why he or she was not able to submit the application for an assessment extension by the date or due date of the assessment task.

The relevant form can be downloaded from the Assessments link on FLECS – Blackboard. Please fill in the form and send it to hsf100@curtin.edu.au, together with a scanned copy of your medical certificate or counsellor's letter. Please retain the original copy of all supporting documentation as you may be required to produce them at a later date.

Documents may be scanned using scanners located in the Abacus computing laboratories on campus and on every level of the Curtin library.

The unit coordinator will assess your application and inform you of the decision via email.

Pass requirements

Students are expected to submit all pieces of assessment. It is essential that students **attempt the final exam in order to pass the unit**. Students must achieve an overall grade of 50% or greater to pass the unit.

Students are required to attend a minimum of 75% of the workshops in order to be eligible to pass the unit. Where there are extenuating circumstances students must provide supporting evidence for their absence. For example:

- Compassionate grounds (certificate from an appropriate Curtin counsellor, minister of religion, medical practitioner or other appropriately qualified person).
- Medical grounds (certificate from a medical practitioner).
- Psychological grounds (certificate from a registered psychologist/psychiatrist).
- Other grounds of significance not listed

Where requested to do so in the Assignment submission requirements, students will be required to submit the assignment to Turnitin. Where an incidence of plagiarism is detected a student will be given 2 weeks to re submit or will fail that assessment.

Referencing style

Students should use the APA (American Psychological Association) referencing style when preparing assignments. More information can be found on this style from the Library web site: library.curtin.edu.au/research_and_information_skills/referencing

Plagiarism

Plagiarism occurs when work or property of another person is presented as one's own, without appropriate acknowledgement or referencing. Plagiarism is a serious offence. For more information refer to academicintegrity.curtin.edu.au

Plagiarism Monitoring

Work submitted may be subjected to a plagiarism detection process, which may include the use of systems such as 'Turnitin'. For further information, see academicintegrity.curtin.edu.au/students/turnitin.cfm

Additional information

Enrolment:

It is your responsibility to ensure that your enrolment is correct - you can check your enrolment through the eStudent option on OASIS, where you can also print an Enrolment Advice.

Supplementary/Deferred Exams:

For information on Supplementary/Deferred Exams and Assessments please click on the following link: [Assessment and Student Progression](#)

Supplementary and deferred examinations granted by the **Faculty of Health Sciences** will be held in the week **beginning Monday 2nd July**. Notification to students will be made after the Board of Examiners meeting, via the Official Communications Channel (OCC) in OASIS. It is the student's responsibility to check their OASIS account for official Curtin correspondence on a weekly basis. If your results show that you have been awarded a supplementary or deferred exam you should immediately check your OASIS email for details.

Student Rights and Responsibilities

It is the responsibility of every student to be aware of all relevant legislation and policies and procedures relating to his or her rights and responsibilities as a student. These include:

- the Student Charter
- the University's Guiding Ethical Principles
- the University's policy and statements on plagiarism and academic integrity
- copyright principles and responsibilities
- the University's policies on appropriate use of software and computer facilities

Information on all these things is available through the University's "Student Rights and Responsibilities" website at: students.curtin.edu.au/rights.

Unit feedback and future changes

We welcome feedback as one way to keep improving this unit. Students are encouraged to give unit feedback through **eVALUate**, Curtin's online student feedback system (see <http://evaluate.curtin.edu.au/info/index.cfm>). Feedback from students who have completed Human Structure and Function 100 in semester 1 or 2, 2011 and other similar Human Biology units has been used in the development of this new unit.



<http://evaluate.curtin.edu.au/info/dates.cfm>

UniPASS - Peer Assisted Study Success

This unit is supported by UniPASS (Peer Assisted Study Success). UniPASS is a peer-facilitated, cooperative academic assistance program which targets units that students often find challenging. UniPASS will help to you to succeed in this unit by providing you with scheduled study time where you can work collaboratively in small groups with the help of a peer who has excelled in the subject and has been trained to facilitate peer learning.

Peer learning is a powerful learning technique and research has shown that students who study together achieve better results. Students who attend five sessions or more per semester usually achieve higher average marks than students who do not participate and their failure rate is lower. In 2011 UniPASS attendees averaged 13% higher than non-attendees. UniPASS does not replace lectures and tutorials; research indicates that to be successful students should participate in all learning experiences, tutorials and UniPASS.

UniPASS commences in week two of Semester 1, runs for 10 weeks and is open to all students enrolled on this unit. Your tutor will provide information about UniPASS sessions in week one and you can check out the UniPASS schedule and enrol online at the <http://unilife.curtin.edu.au/UniPASS.htm> or on Blackboard from week one onwards. If the sessions are not full you can just turn up. If you have any problems joining UniPASS, please email the UniPASS program coordinator at unipass@curtin.edu.au.

Program calendar

Week	Begin Date	Structured On-line Learning	Workshop	Assessment Due
Start Up	20 Feb			
1.	27 Feb	See compendium 1	“What are life and death? The organization and characteristics of the Human organism	Ongoing formative
2.	5 March	See compendium 2	“How do cells do what they do?” Cell structure and the arrangement of cells into tissues	Ongoing formative
3.	12 March	See compendium 3	“Are you what you eat?” Introduction to the digestive system and nutrition	Ongoing formative
4.	19 March	See compendium 4	“Why do we breathe?” Introduction to the respiratory system	Ongoing formative
5.	26 March	See compendium 5	“How do we fuel our body?” Energy systems of the body and membrane transport	*Computer mediated eTest 1 (15%)
6.	2 April	See compendium 6	“How do things get around the body?” Introduction to the circulatory system	Ongoing formative
7.	9 April	Tuition Free Week		
8.	16 April	See compendium 7	“How do we protect ourselves?” The role of the lymphatic and immune systems	Ongoing formative
9	23 April	See compendium 8	“How do cells grow, specialise and die?” DNA, protein synthesis and cell division	Ongoing formative
10.	30 April	* Group problem solving task 20% - No compendium		
11.	7 May	See compendium 9	“How do you get rid of toxic wastes?” Introduction to the renal system	
12.	14 May	See compendium 10	“How do we control our selves?” Introduction to the nervous system	*Computer mediated eTest 2 (20%)
13.	21 May	See compendium 11	“How does it all work?” The harmonious interplay between the nervous system structures	Ongoing formative
14.	28 May	Study Week		
15.	4 June	Exams Week 1		
16.	11 June	Exam Week 2		